

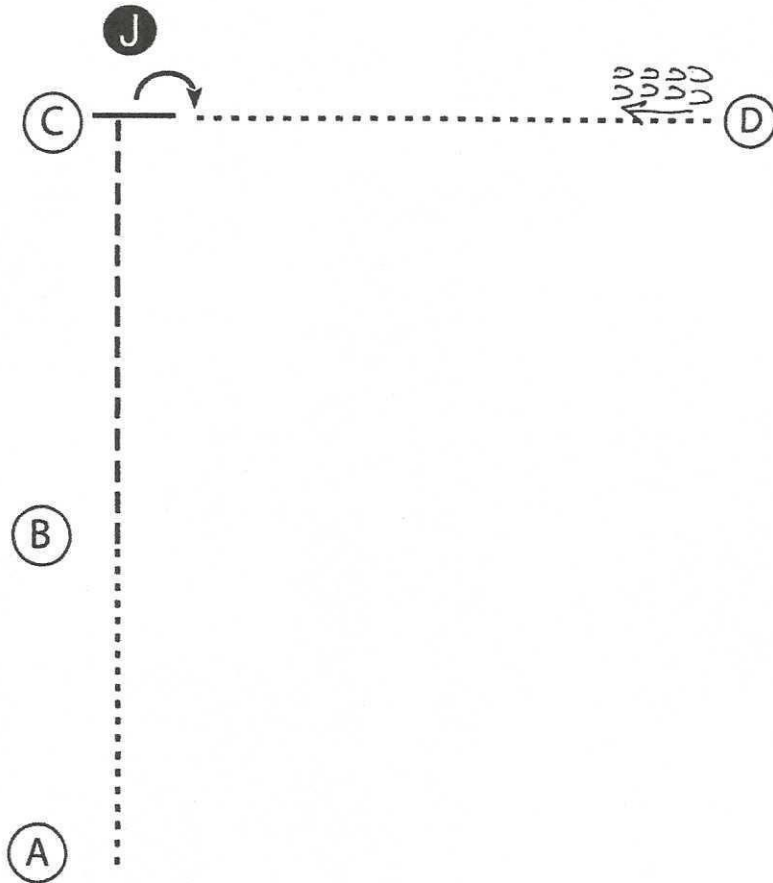
Perth Regional Appaloosa Club

Showmanship (Youth 13 & under, Improver, Novice)


Show Date: 21 - 22/9/2024

www.HorseShowPatterns.com

www.HorseShowPatterns.com



1. Walk from A to B.
2. Trot from B to C.
3. Stop at C and set up for inspection.
4. When dismissed perform a 90 degree turn.
5. Walk to D.
6. Back 4 steps.

- Walk
Trot - - - - -
Back ← 
Marker (B)
Judge (J)

Pattern Provided by:

Devin Smith

63 67 68

[S/1-4]

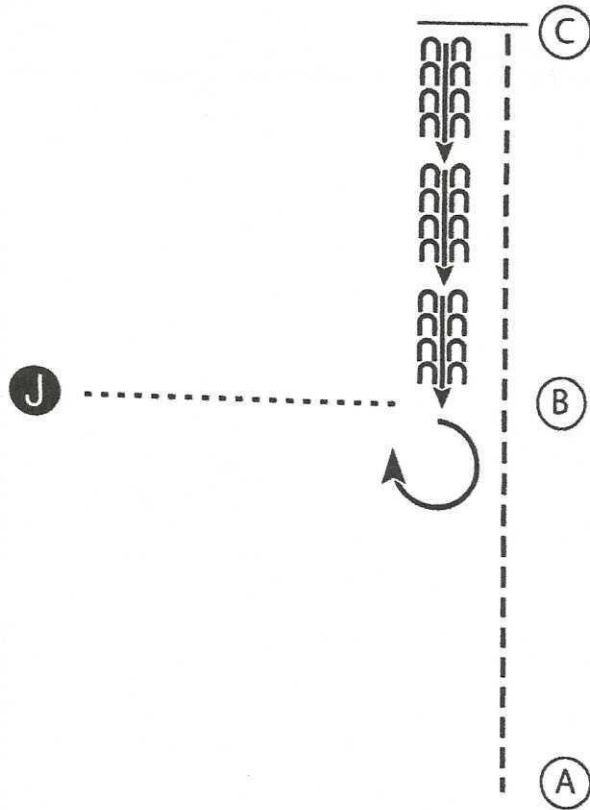
Perth Regional Appaloosa Club

Showmanship (Youth 14-18, Select, Amateur)

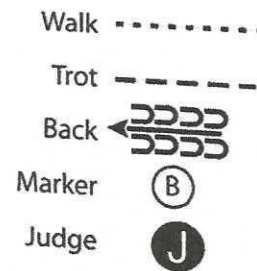
Show Date: 21 - 22/9/2024

www.HorseShowPatterns.com

www.HorseShowPatterns.com



1. Trot from A to C.
2. Stop at C.
3. Back to B.
4. Perform a 270 degree turn.
5. Walk to the judge and set up for inspection.
6. When dismissed walk to line-up.



Pattern Provided by:

Dobyn Smith

[S/1-3]

64 65 66

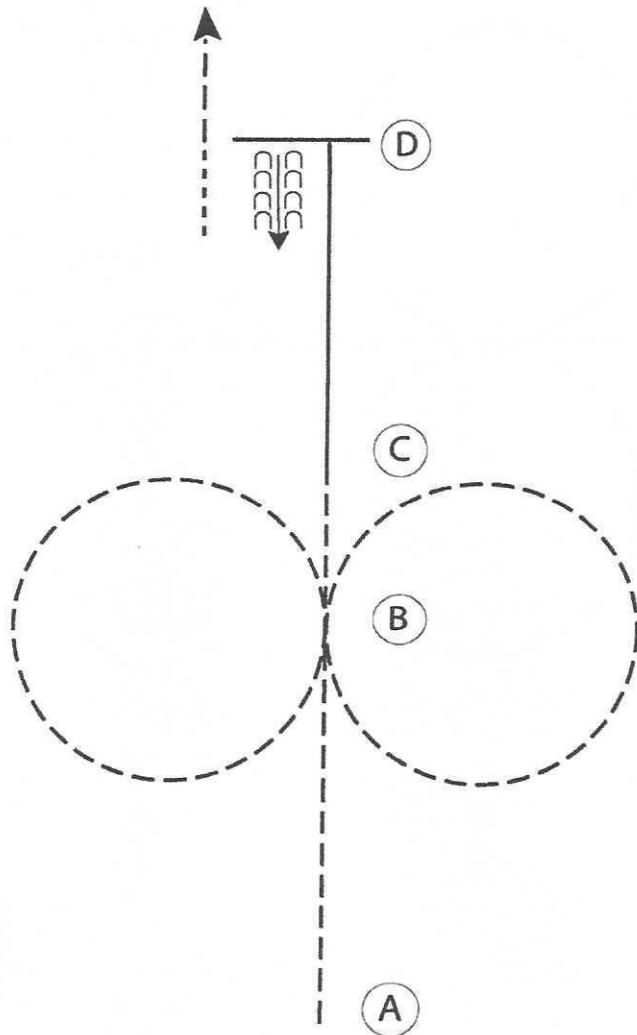
Perth Regional Appaloosa Club

Hunt Seat Equitation (Youth 7-13, Novice Youth, Novice Amateur)

Show Date: 21 - 22/9/2024

www.HorseShowPatterns.com

www.HorseShowPatterns.com



1. Sitting trot from A to B
2. Perform a figure eight at the posting trot starting to the right
3. Continue posting trot to C
4. Canter right lead to D
5. At D stop and back five steps
6. Walk five steps and trot to the line

| | |
|---------------|-----------|
| Walk | ----- |
| Trot | - - - - - |
| Extended Trot | ----- |
| Canter | ----- |
| Leg Yield | |
| Lead Change | |
| Back | ←←←←← |
| Marker | Ⓚ |
| Sidepass | ←----- |
| Hand Gallop | ----- |

[HSE/1-5]

Pattern Provided by:

Dahyn Smith

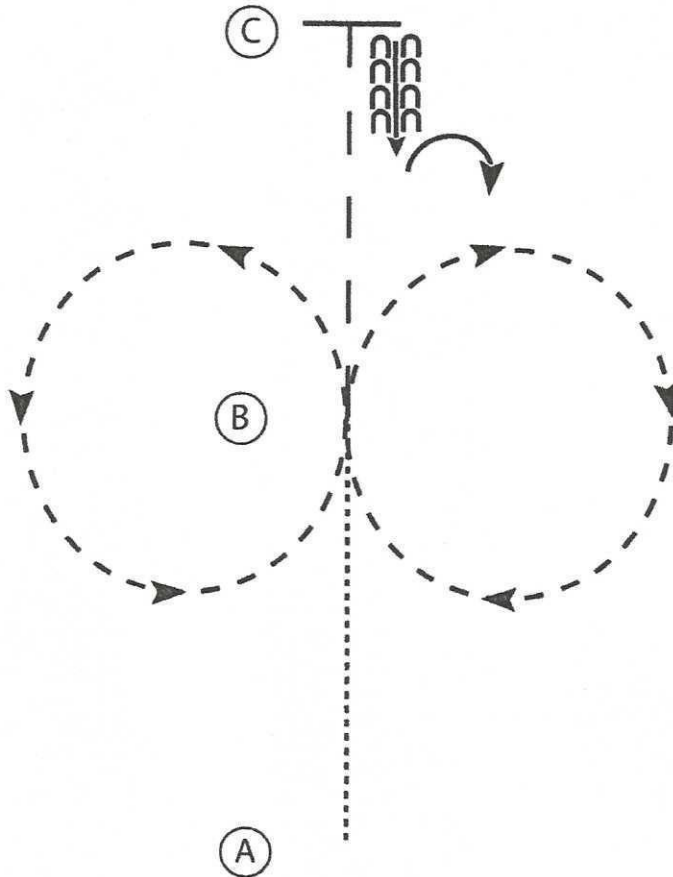
Perth Regional Appaloosa Club

Hunt Seat Equitation (Youth Walk/Trot, Improver)

Show Date: 21 - 22/9/2024

www.HorseShowPatterns.com

www.HorseShowPatterns.com



1. Walk A to B
2. Sitting trot circle to the right
3. Posting trot circle to the left
4. At B extend the trot to C
5. Stop at C and back 4 steps
6. Perform a 90 degree turn to the right

- Walk (dotted line)
- Trot - - - - - (dashed line)
- Extended Trot - - - - - (long dashed line)
- Canter _____ (solid line)
- Leg Yield ||||| (vertical lines)
- Lead Change / (diagonal lines)
- Back ←←←←← (curved arrows pointing left)
- Marker (B) (circle with B)
- Sidepass ← - - - - - → (dashed line with arrows pointing left and right)

Pattern Provided by:

Debra Smith

[HSE/WT-1]

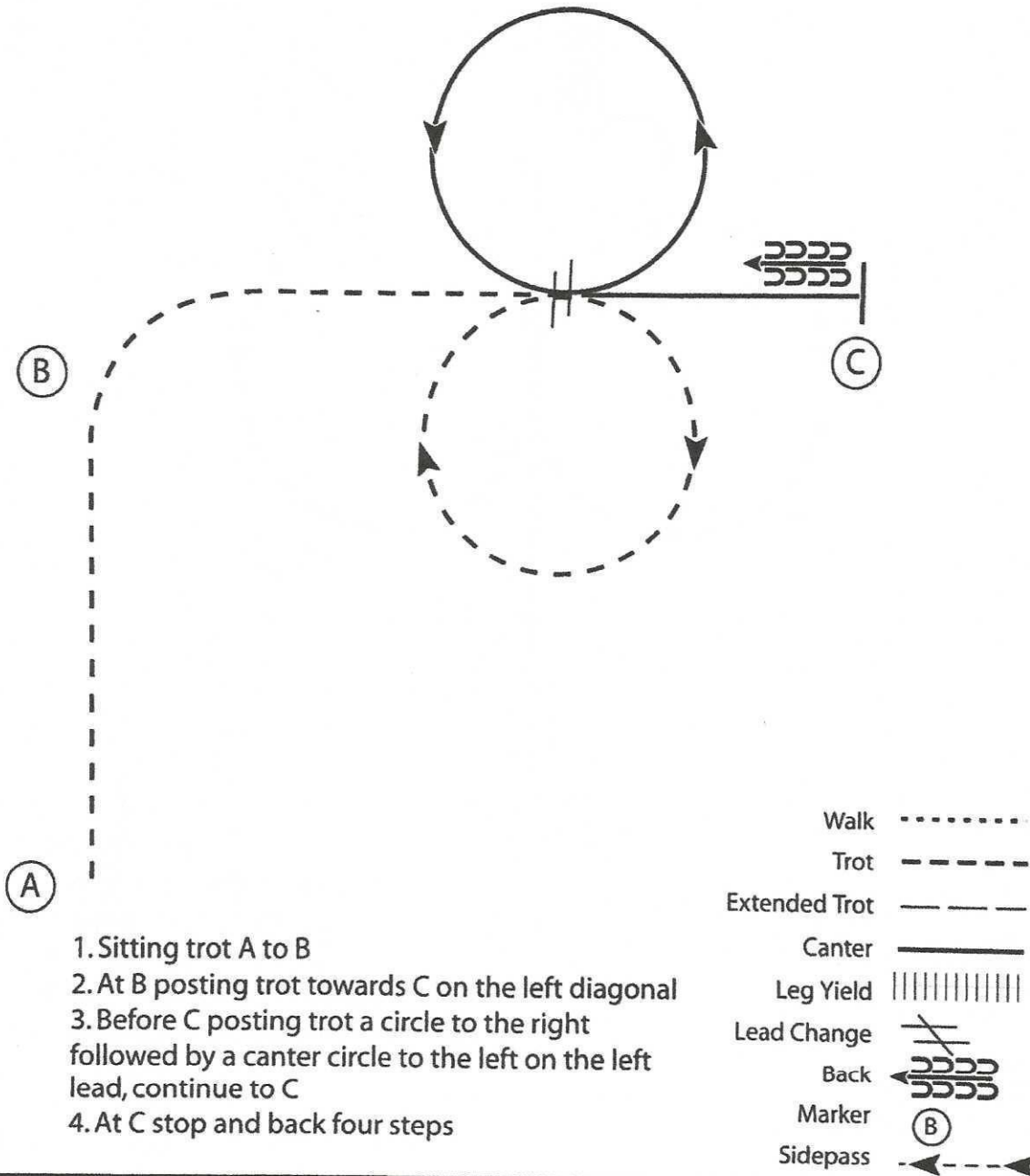
Perth Regional Appaloosa Club

Hunt Seat Equitation (Youth 14-18, Select, Amateur)

Show Date: 21 - 22/9/2024

www.HorseShowPatterns.com

www.HorseShowPatterns.com



Pattern Provided by:

Debra Smith

[HSE/1-10]

Perth Regional Appaloosa Club

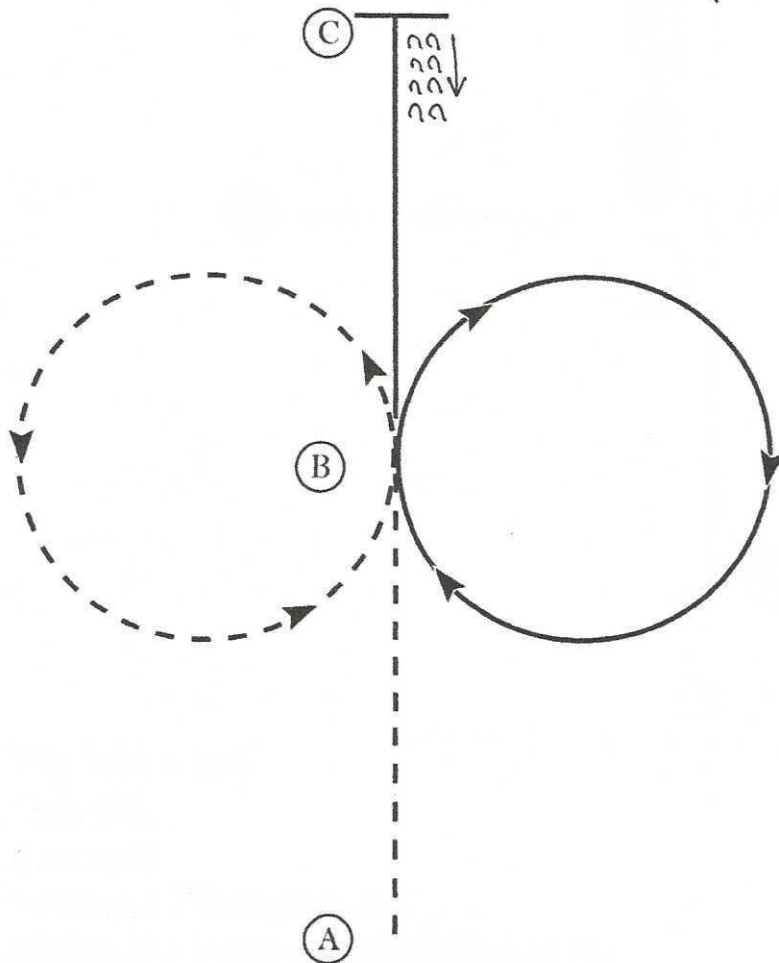
Western Horsemanship (Youth 7-13, Novice Youth, Novice Amateur)

Show Date: 21 - 22/9/2024

www.HorseShowPatterns.com

www.HorseShowPatterns.com

1. Jog A to B
2. At B jog a circle to the left
3. At B lope a circle to the right on the right lead
4. Continue the lope to C
5. At C stop
6. Back 4 steps.



- Walk (dotted line)
- Jog - - - - - (dashed line)
- Extended Jog - - - - - (long dashed line)
- Lope ———— (solid line)
- Leg Yield ||||| (vertical bars)
- Lead Change / (diagonal slash)
- Back ← (back symbol)
- Marker (B) (circle with B)
- Sidepass - - - - - (dashed line with arrow)

[WH/1-9]

Pattern Provided by:

Debyn Smith

Perth Regional Appaloosa Club

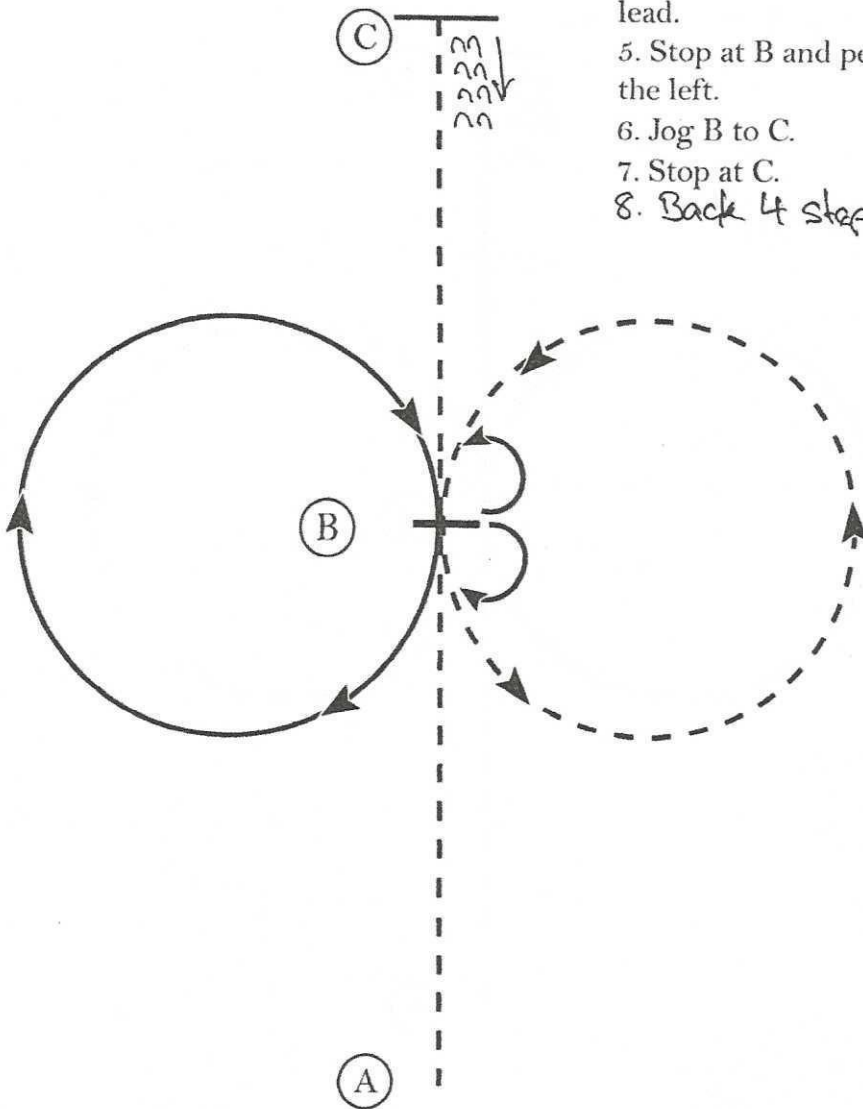
Western Horsemanship (Youth 14-18, Select, Amateur)

Show Date: 21 - 22/9/2024

www.HorseShowPatterns.com

www.HorseShowPatterns.com

1. Jog A to B.
2. Stop at B and perform a 180 degree turn to the right on the hindquarters.
3. Jog a circle to the left.
4. At B lope a circle to the right on the right lead.
5. Stop at B and perform a 180 degree turn to the left.
6. Jog B to C.
7. Stop at C.
8. Back 4 steps.



| | |
|--------------|-------|
| Walk | |
| Jog | ----- |
| Extended Jog | ----- |
| Lope | ————— |
| Leg Yield | |
| Lead Change | ↗↘ |
| Back | ←←←← |
| Marker | ⊙ |
| Sidepass | →---← |

Pattern Provided by:

Robin Smith

[WH/1-10]

Perth Regional Appaloosa Club

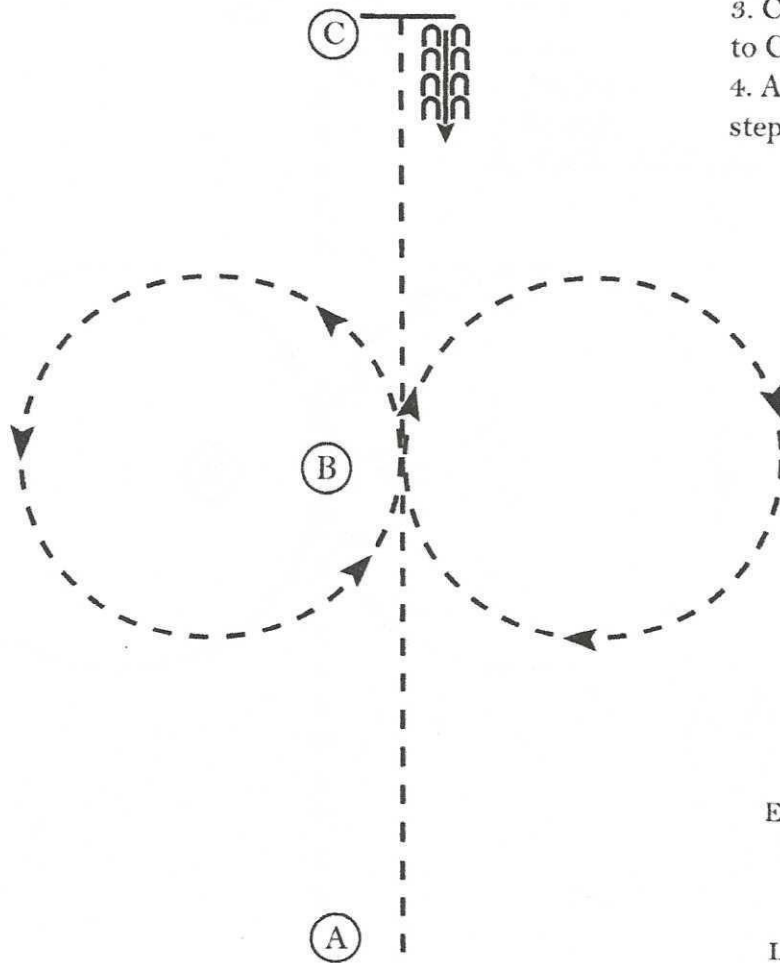
Western Horsemanship (Youth Walk/Jog, Improver)

Show Date: 21 - 22/9/2024

www.HorseShowPatterns.com

www.HorseShowPatterns.com

1. Jog A to B
2. At B perform a figure eight, beginning to the right
3. Continue the jog from B to C
4. At C stop and back 4 steps



| | |
|--------------|-------|
| Walk | |
| Jog | ----- |
| Extended Jog | ————— |
| Lope | ————— |
| Leg Yield | |
| Lead Change | ↘↙ |
| Back | ←←←← |
| Marker | ⊙ |
| Sidepass | →---← |

[WH/WT-5]

Pattern Provided by:

Devin Smith

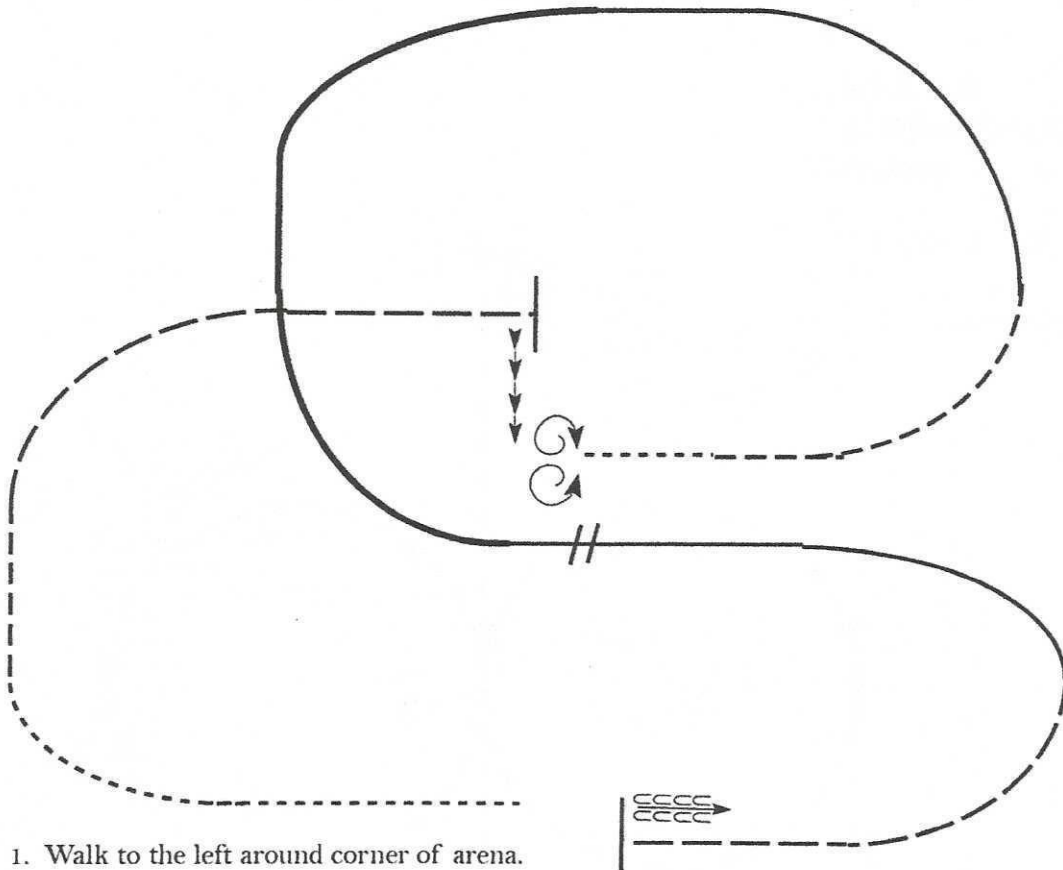
Perth Regional Appaloosa Club

Ranch Riding (All)

Show Date: 21 - 22/9/2024

www.HorseShowPatterns.com

www.HorseShowPatterns.com



1. Walk to the left around corner of arena.
2. Trot
3. Extend alongside of the arena and around the corner to center.
4. Stop, side pass right
5. 360 degree turn each direction (either way 1st)
6. Walk.
7. Trot.
8. Lope left lead
9. Extend the lope
10. Change leads (simple or flying)
11. Collect to the lope
12. Extend trot
13. Stop and back

- | | |
|--------------|--------|
| Walk | |
| Jog | ----- |
| Extended Jog | ----- |
| Lope | ————— |
| Lead Change | —————/ |
| Back | ←————— |
| Marker | ⓑ |

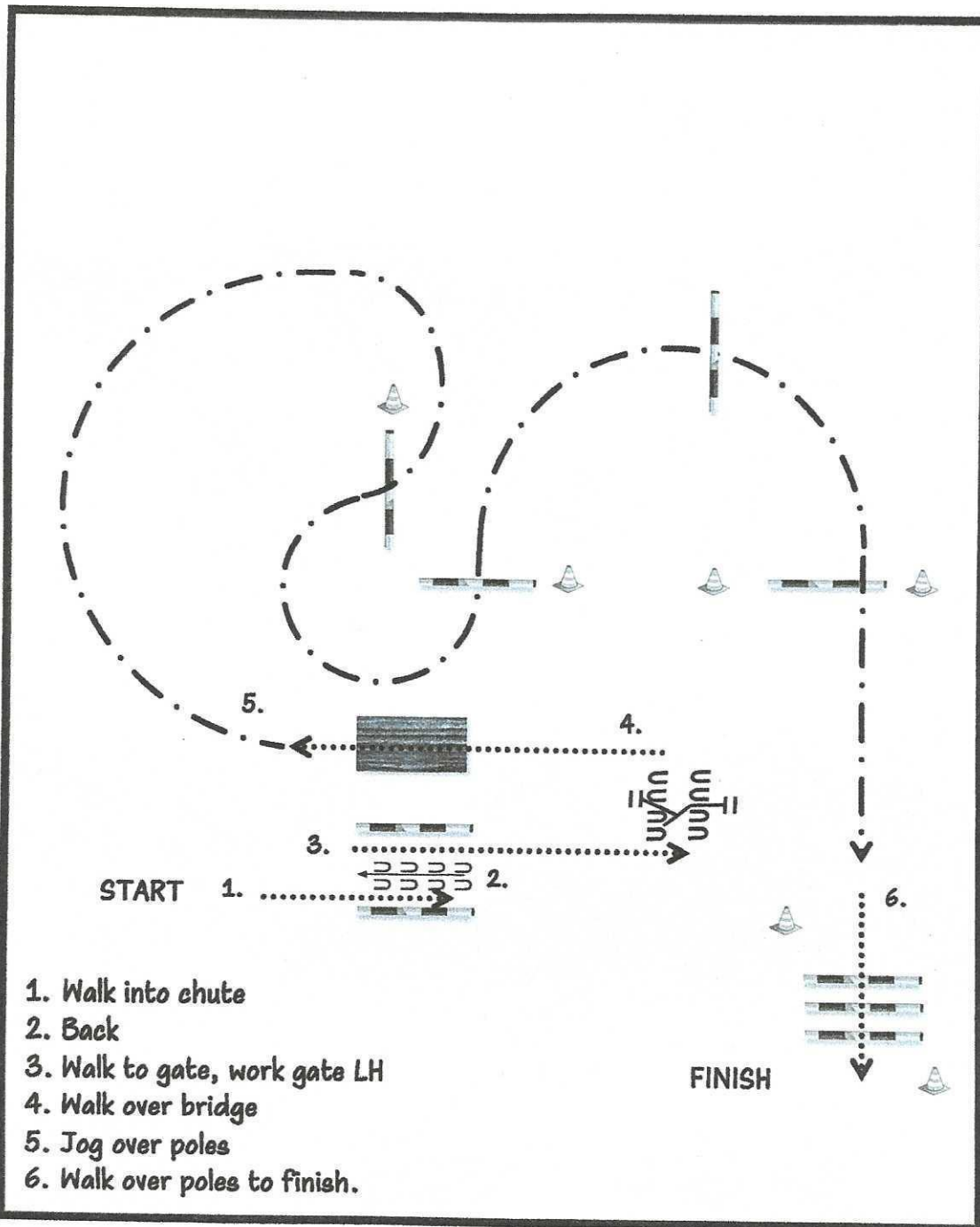
[RR/3]

Pattern Provided by:

Dobyn Smith

LED TRAIL + TRAIL

All LED TRAIL classes + All Walk-Jog classes



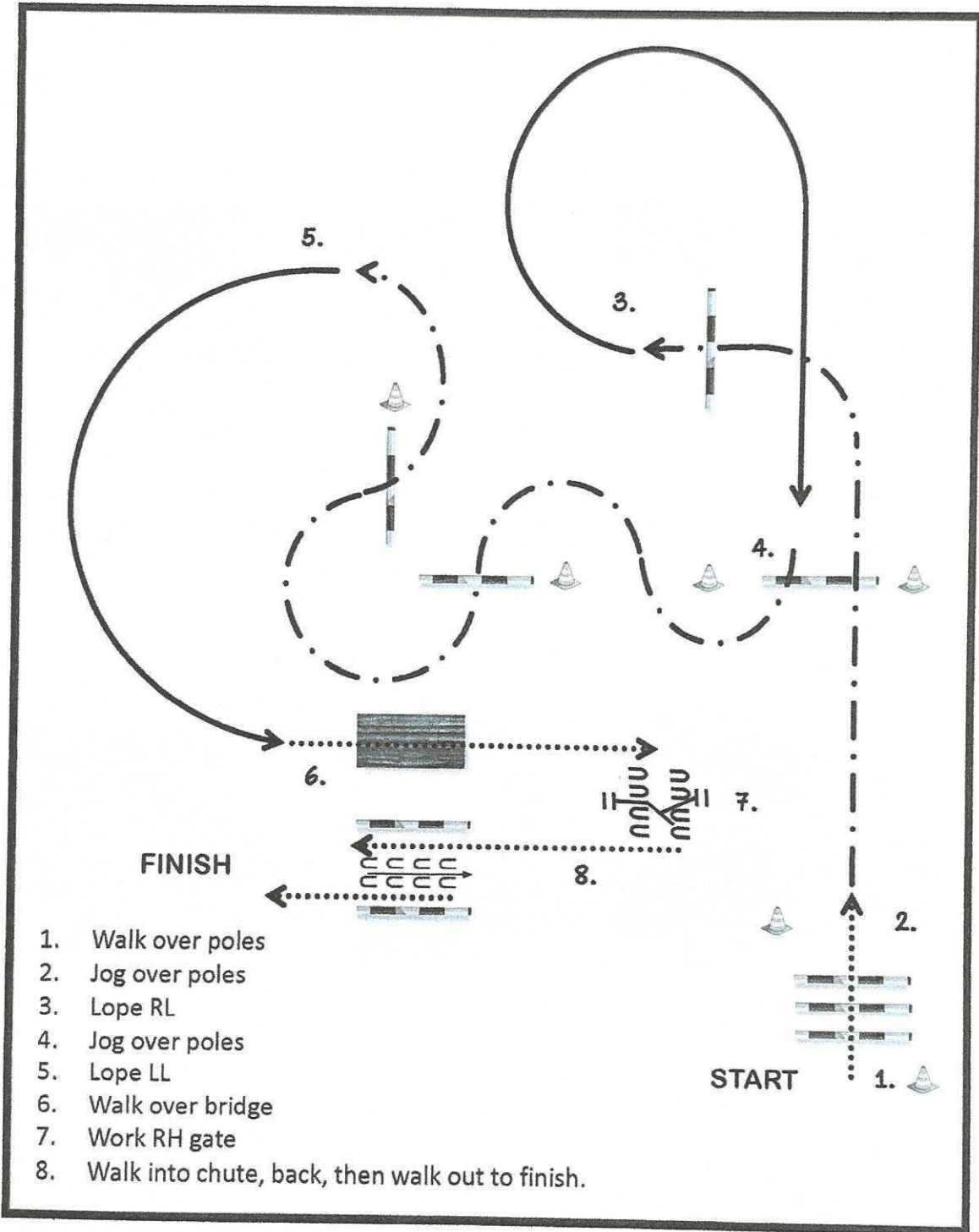
Patterns prepared/created & or drawn by Justine Vallette-Morlet

| | | | | | | | | | |
|-------------|--------|----------|---------|-----------------|---------|--------------|---------|-------------------|-------|
| Walk |→ | Jog/Trot | · · · → | Extend Jog/Trot | - - - → | Sitting trot | - · · → | Lope/Canter | → |
| Lead Change | xxx | Backup | ←←←←← | Marker | ⚓ | Pole | ▬ | Extend Lope/Galop | → |
| Turn/pivot | ↶ | Gate | ⚓ | Judge | ⊙ | Barrel | ▬ | Bridge | ▬▬▬▬▬ |

Patterns Jym2024

TRAIL

All classes (Except Walk-Jog classes + LED).



Patterns prepared/created & or drawn by Justine Vallette-Morlet

